

Water separator Ultradri AG-Z

The aluminium water separator is designed for the purification of compressed air and gases, especially for removing free floating water.

Product description:

The AG-Z water separator was designed for the purification of air and other gases in an industrial range of applications.

The housings made out of three parts with swirl vanes offer low differential pressures at high flow rates.

The Ultradri is available in a superplus version, where it will be supplied with an electronically controlled zero-loss drain. Between drain and housing a ball valve is installed.

This product series offers 2 different housings available ranging from a volume flow of 1650 to 2250 m³/h (related to 7 bar (ü)).

Features:

The conical form of the lower filter bowl is designed to eliminate aerosol carry over. The turbulent free zone in the lower part of the filter housing prevents condensate from being carried over from the clean air out of the wet area.

The AG-Z water separator conforms to the requirements of the European directive 97/23/EG for pressure vessels.



Technical Data

Materials:	
Housing	Aluminium
Screw locking ring with acoustic warning signal	Aluminium
electrical resp. electronic controlled drain	GFK and Aluminium
Sealing: O-ring	Parting compound, free made of Perbunan

Maximum operating temperature:
+ 1°C / +65°C

Surface finish:
Polyester resin coating

Connection:
2 1/2" bis 3" BSP

Maximum operating pressure:	
1650 - 2250	16 bar

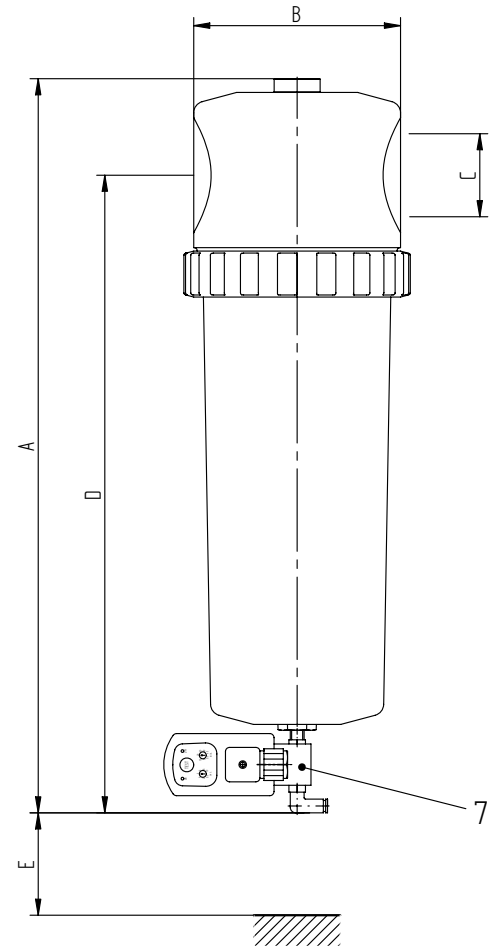
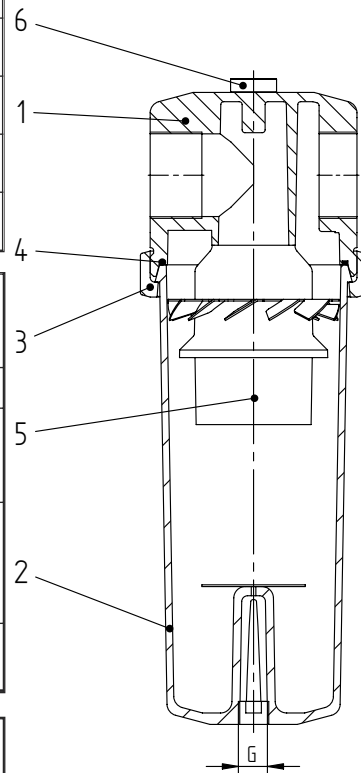
Retention rate:
99% related to 10 µm

Industrial filter AG-Z 1650-2250

Pos.	Piece	Description
7	1	drain UFZ
6	1	cap
5	1	centrifugal insert
4	1	housing O-ring
3	1	screw locking ring
2	1	lower housing bowl
1	1	upper housing bowl

Max. working-pressure:	16 bar
Test pressure:	22.88 bar
Max. working-temperature:	+1°C / +65°C
Material:	AG-Z 1650 - 2250 EN AC-AISI 7 Mg 0.3
Paint coat:	Polyester resin coating

Classification acc. to 97 / 23 / EG for fluids group 2	
AG-Z 1650 - 2250	Cat. I



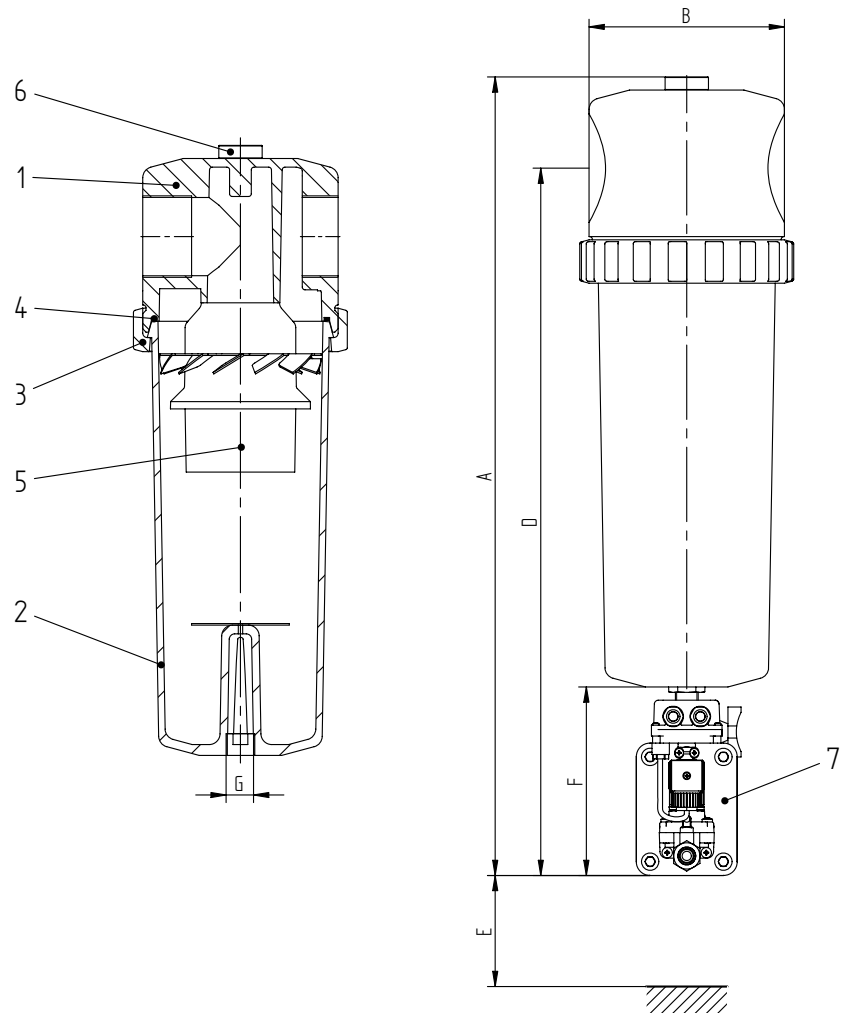
Housing size	Volume (l)	Weight (kg)	A mm	ø B mm	C ISO 228/1	D mm	E mm	G ISO 228/1
1650	7.0	9.1	645	180	G 2½	560	200	G ¾
2250	7.0	9.2	645	180	G 3	560	200	G ¾

Pos.	Piece	Description
7	1	drain
6	1	cap
5	1	centrifugal insert
4	1	housing O-ring
3	1	screw locking ring
2	1	lower housing bowl
1	1	upper housing bowl

Max. operating pressure:	16 bar
Test pressure:	22.88 bar
Max. operating temperature:	+1°C / +65°C
Material:	AG-Z 1650 - 2250 EN AC-AISI 7 Mg 0.3
Paint coat:	Polyester resin coating

Drain-Type AG-Z SP	
Type	
1650-2250	with UFM-D30
Classification acc. to 97 / 23 / EG for fluids group 2	
AG-Z 1650 - 2250	Cat. I

Industrial filter AG-Z 1650-2250 SP



Housing size	Volume (l)	Weight (kg)	A mm	ø B mm	C ISO 228/1	D mm	E mm	F mm	G ISO 228/1
1650	7,0	9,9	740	180	G 2½	655	200	175	G ¾
2250	7,0	9,8	740	180	G 3	655	200	175	G ¾